



K61

PRODUCT USER MANUAL

Specifications

Product Name: K61

Backlight: RGB

Battery: 3000 mAh

Key: 61 Keys

Size: 295×130×30 mm

Package Included: Keyboard、Type-C Cable、Keycaps
Puller 、User Manual、 2.4G Dongle

Bluetooth: KEMOVE K61

Material: Case-ABS, Keycaps - PBT

Optional Mode: Wired / Bluetooth / 2.4G

Interface Type: Type-C / Bluetooth / 2.4G


Product Weight: 692g ± 10g

If you have any problems or need assistance related to this product, please feel free to ask our customer service for help.

Email: customer@Kemove.com

Instruction for using Fn key

Auxiliary Key



Fn+1 : F1

Fn+5 : F5

Fn+9 : F9

Fn+2 : F2

Fn+6 : F6

Fn+0 : F10

Fn+3 : F3

Fn+7 : F7

Fn+_ : F11

Fn+4 : F4

Fn+8 : F8

Fn+= : F12

Instruction for using Fn key

Bluetooth



Fn+Z : BT 1

Fn+X : BT 2

Fn+C : BT 3

- ① Set the switch on top of the keyboard to the Wireless mode.
- ② Long press **Fn+Z/X/C**, to activate BT pairing mode, Z/X/C light flashes, Search for "KEMOVE K61" on the device to complete the connection pairing.
- ③ Short press **Fn+Z/X/C**, switch to the connected BT device 1/2/3.

Instruction for using Fn key

Profile & Function



Fn+Q : Profile 1

Fn+W : Profile 2

Fn+E : Profile 3

Fn+R : Profile 4

Fn+T : Profile 0


Fn+Tab : Press long until light of the keyboard blinks, the keyboard reset to the factory default settings.

Fn+Win : Win key locked / unlocked (Win key keeps flashing red light when locked.)

Fn+Spacebar : Fn key locked /unlocked (When Fn key is locked, it flashes red light. In this state, the multimedia key can be used separately.)

Instruction for using Fn key

Function



Fn+U : Print Screen

Fn+I : Scroll lock

Fn+O : Pause

Fn+J : Insert

Fn+K : Home

Fn+L : Page Up

Fn+M : Delete

Fn+,< : End

Fn+.> : Page Down

Fn+/? : ↑


Fn+Alt : ←

Fn+⌥ : ↓

Fn+Ctrl : →

Instruction for using Fn key

Multi-Media



Fn+A : Play / Pause

Fn+S : Previous song

Fn+D : Next song

Fn+F : Mute

Fn+G : Volume down

Fn+H : Volume up

Instruction for using Fn key

Lighting



Fn+P : Weaken light brightness

Fn+Backspace : Turn the light on / off

Fn+| : Switch lighting mode

Fn+[{ : Increase light brightness

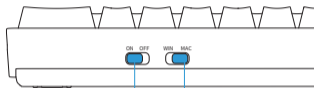
Fn+] } : Switch to the customized lighting effect

Fn+CapsLock : Change the color of light

Fn+; : Speed down light effect

Fn+' : Speed up light effect

Toggle switch & Indicator




Wired Mode Switch Button

Mac / Win Switch Button

BT Mode: In Bluetooth mode, **Fn+Z/X/C**, one of the keys will flash blue light to display the current channel.

2.4G Mode: **Fn+B**, One-touch switch from Bluetooth mode to 2.4G mode & pairing mode.

Wired Mode: The Top switch set to OFF, plug the cable into computer to use.



In wired mode

Fn+Right Shift : Display power

- Charging
- Fully Charged

In wireless mode

Fn+Right Shift : Display power

- 0%~20%
- 50%~95%
- 20%~50%
- 95%~100%

KEMOVE

Shenzhen Ruichi Technology Co., Ltd
深圳市瑞炽科技有限公司

13F, Building A, Shenzhen International South Digital Park,
Minkang Road, Minzhi Street, Longhua District, Shenzhen
深圳市龙华区民治街道民新社区民康路深国际华南数字谷 A 栋 13 楼

Made in China
中国制造



Kemove shows



www.kemove.com