



K98-1980  
PRODUCT USER MANUAL

# Specifications

Product Name: K98-1980

Bluetooth: KEMOVE K98-1980

Backlight: RGB

Material : Case-ABS, Keycaps-PBT

Battery: 4000 mAh

Optional Mode: Wired / Bluetooth / 2.4G

Key: 98 Keys

Interface Type: Type-C / Bluetooth / 2.4G

Size: 390×142×38.7mm


Product Weight: 1400g±10g

Package Included: Keyboard、Type-C Cable、Keycaps Puller 、 User Manual、 2.4G Dongle

If you have any problems or need assistance related to this product, please feel free to ask our customer service for help.  
Email: [customer@Kemove.com](mailto:customer@Kemove.com)

# Instruction for using FN key

## Auxiliary Key



FN+F1 : Home page

FN+F5 : Calculator

FN+F2 : My computer

FN+F6 : Search

FN+F3 : E-Mail


FN+F7 : Close the webpage

FN+F4 : Multimedia player

FN+F8 : Bookmark webpage

# Instruction for using FN key

## Bluetooth



**FN+Z=BT1**


**FN+X=BT2**

**FN+C=BT3**

- ① Set the switch in back of the keyboard to the Bluetooth mode. (The green light of the Mode indicator stays on for 5 seconds)
- ② Long press **FN+Z/X/C**, to activate BT pairing mode, Z/X/C light flashes, Search for "KEMOVE K98-1980" on the device to complete the connection pairing.
- ③ Short press **FN+Z/X/C**, switch to the connected BT device 1/2/3.

# Instruction for using FN key

## Profile & Function



FN+Q : Profile 1      FN+W : Profile 2      FN+E : Profile 3      FN+R : Profile 4      FN+T : Profile 0

FN+I : Print Screen      FN+O : Pause      FN+P : End      FN+[ : Scroll lock


FN+B : Press long until light of the keyboard blinks, the keyboard reset to the factory default settings.

FN+WIN : WIN key locked / unlocked (WIN key keeps flashing white light when locked.)

FN+Spacebar : FN key locked /unlocked (When FN key is locked, it flashes red light. In this state, the multimedia key can be used separately.)

# Instruction for using FN key

## Multi-Media



FN+J : Play / Pause

FN+K : Previous song

FN+L : Next song

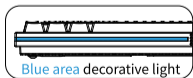

FN+M : Mute

FN+, < : Volume down

FN+, > : Volume up

# Instruction for using FN key

## Lighting



FN+Tab : Switch light piping mode

FN+Capslock : Switch light piping color

FN+↑ : Increase light brightness

FN+↓ : Weaken light brightness

FN+← : Speed down light effect

FN+→ : Speed up light effect

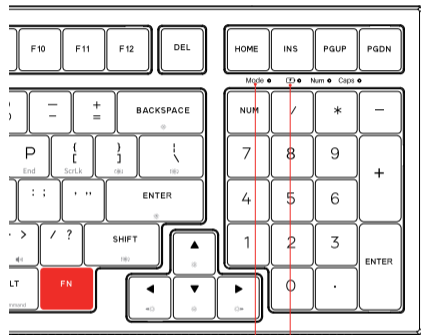
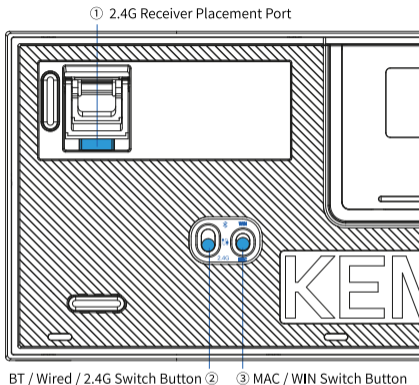
FN+Backspace : Turn the light on / off

FN+] : Switch to the customized lighting effect

FN+\| : Switch lighting mode

FN+Right Shift : Change the color of light

# Toggle switch & Indicator



Mode ●  
Mode Indicator

●  
Battery Indicator  
In Wireless mode

**BT Mode:** The switch set to BT mode, connect keyboard to BT device to use.

**2.4G mode:** The switch set to 2.4G mode, plug the receiver into computer to use.

**Wired mode:** The switch set to wired mode, plug the cable into computer to use.

- 2.4G mode connected, red light on for 5s.
- 0%~20%
- Wired mode connected, blue light on for 5s.
- 20%~80%
- BT mode connected, green light on for 5s.
- 80%~100%