

TAKB

T87SE
PRODUCT USER MANUAL

Specifications

Product Name: T87SE

Backlight: Blue light

Key: 87 Keys

Size: 350 mm × 121 mm × 45 mm

Package Included: Keyboard、Type-C Cable、
Keycaps Puller 、User Manual

Material: Case-ABS, Keycaps-ABS

Optional Mode: Wired

Interface Type: Type-C


Product Weight: 717g ± 20g

If you have any problems or need assistance related to this product, please feel free to ask our customer service for help.

Email: customer@Kemove.com

Instruction for using Fn key

Auxiliary Key



Fn+1: Home page

Fn+2: My computer

Fn+3: E-Mail

Fn+4: Multimedia player

Fn+5: Calculator


Fn+6: Search

Fn+7: Close the webpage

Fn+8: Bookmark webpage

Instruction for Using Fn Key

Profile & Function



Fn+Q: Profile 1

Fn+W: Profile 2

Fn+E: Profile 3

Fn+R: Profile 4

Fn+T: Profile 0


Fn+B: Press long until light of the keyboard blinks, the keyboard reset to the factory default settings.

Fn+Win: Win key locked / unlocked (The backlight of Win key off when Win key is locked, it follows current light mode when Win key is unlocked)

Fn+Spacebar: Fn key locked / unlocked (The backlight of Fn key off when Fn key is locked, it follows current light mode when Fn key is unlocked)

Instruction for Using Fn Key

Multi-Media



Fn+J: Play / Pause

Fn+M: Mute

Fn+K: Previous song


Fn+, <: Volume down

Fn+L: Next track

Fn+, >: Volume up

Instruction for Using Fn Key

Lighting



Fn+Backspace: Turn the light on / off

Fn+]]: Switch to the customerized lighting effect

Fn+\ |: Switch lighting mode

Fn+ ↑: Increase light brightness

Fn+ ↓: Weaken light brightness

Fn+ ←: Speed down light effect

Fn+ →: Speed up light effect


Blue area decorative light

Fn+A: Adjust the indicator effect

Fn+S: Adjust the indicator light speed

Instruction for Using Fn Key

Profile



Fn: check current configuration layer and system layout.

1. **Fn** key pressed, the lighting key (Q/W/E/R/T) corresponded to the current configuration layer.
2. **Fn** key pressed, the lighting key (Z/X) corresponded to the current system.

TAKB

Shenzhen Ruichi Technology Co., Ltd
深圳市瑞炽科技有限公司

13F, Building A, Shenzhen International South Digital Park,
Minkang Road, Minzhi Street, Longhua District, Shenzhen
深圳市龙华区民治街道民新社区民康路深国际华南数字谷 A 栋 13 楼

Made in China
中国制造



Kemove shows



www.kemove.com